

**Audit Report
&
Audited Financial Statements
of
TRINAMUL UNNAYAN SANGSTHA (TUS)
Consolidated Financial Statements
For the year from 01 July 2019 to 30 June 2020**



**AZIZ HALIM KHAIR CHOUDHURY
CHARTERED ACCOUNTANTS**

Exclusive Correspondent Firm of PKF International

Corporate Office : House # 64 (1st & 2nd Floor),
Road # 12A, Dhanmondi, Dhaka-1209
Tel: +88-02-9145017, 9137092, Fax: +88-02-9137097
E-mail: mahalim@bdcom.net, ahkc@ahkcbd.com
Web : <http://www.ahkcbd.com>

**Audit Report
&
Audited Financial Statements
of
TRINAMUL UNNAYAN SANGSTHA (TUS)
Consolidated Financial Statements
For the year from 01 July 2019 to 30 June 2020**

Trinamul Unnayan Sangstha (TUS)**For the year ended 30 June 2020****C O N T E N T S**

Sl. No.	Particulars	Page No.
PART - A INDEPENDENT AUDITORS REPORT & AUDITED FINANCIAL STATEMENTS		
1.	Independent Auditor's Report	1-2
2.	Statement of Consolidated Financial Position	03
3.	Statement of Consolidated Income & Expenditure	04
4.	Statement of Consolidated Receipts & Payments	05
5.	Consolidated notes to the financial statements	06-10
6.	Consolidated Fixed Assets Schedule	11-12
9.	List of Fixed Assets	13-19
10.	Consolidated Statement of Receipts and Payments (Project wise)	20-22



AZIZ HALIM KHAIR CHOUDHURY

Chartered Accountants

Exclusive Correspondent Firm of PKF International

Independent Auditor's Report

To the management of Trinamul Unnayan Sangtha (TUS)

Report on the Audit of the Financial Statements

Opinion

We have audited the accompanying consolidated financial statements of **Trinamul Unnayan Sangtha (TUS)**, which comprise the Statement of Consolidated Financial Position as at June 30, 2020 and the Consolidated Statement of Income & Expenditure, Consolidated Statement of Receipts and Payments for the year then ended, and notes to the financial statements, including a summary of significant accounting policies.

In our opinion, the accompanying financial statements present fairly, in all material respects of the financial position of **Trinamul Unnayan Sangtha (TUS)** as at 30 June 2020, and of its financial performance, its cash flows and its receipts and payments for the year then ended in accordance with International Financial Reporting Standards (IFRSs) and other applicable laws and regulations.

Basis for Opinion

We conducted our audit in accordance with International Standards on Auditing (ISAs). Our responsibilities under those standards are further described in the Auditor's Responsibilities for the Audit of the Financial Statements section of our report. We are independent of the organization in accordance with the International Ethics Standards Board for Accountants Code of Ethics for Professional Accountants (IESBA Code) together with the ethical requirements that are relevant to our audit of the financial statements in jurisdictions, and we have fulfilled our other ethical responsibilities in accordance with these requirements and with the IESBA Code. We believe that the audit evidence we have obtained is sufficient and appropriate to provide a basis for our opinion.

Key Audit Matters

Key audit matters are those matters that, in our professional judgment, were of most significant in our audit of the financial statements of the current period. These matters were addressed in the context of our audit of the financial statements as a whole, and in forming our opinion thereon, and we do not provide a separate opinion on these matters. We have determined that there are no other key audit matters to communicate in our report.

Information Other than the Financial Statements and Auditor's Report Thereon

The management is responsible for the other information. The other information comprises all of the information in the Annual Report other than the financial statements and our auditor's report thereon. The Annual Report is expected to be made available to us after the date of this auditor's report.

Our opinion on the financial statements does not cover the other information and we do not express any form of assurance conclusion thereon.

In connection with our audit of the financial statements, our responsibility is to read the other information identified above when it becomes available and, in doing so, consider whether the other information is materially inconsistent with the financial statements or our knowledge obtained during the course of our audit or otherwise appears to be materially misstated.

If, based on the work we have performed, we conclude that there is a material misstatement therein of this other information; we are required to report the fact. However, we have nothing to report in this regard.

Responsibilities of Management and Those Charged with Governance for the Financial Statements

Management is responsible for the preparation and fair presentation of this financial statement in accordance with the International Financial Reporting Standard (IFRSs) and for such internal control as management determines necessary to enable the preparation of financial statements that are free from material misstatement, whether due to fraud or error.

Those charged with governance are responsible for overseeing the organization's financial reporting process.

Auditor's Responsibility for the Audit of the Financial Statements

Our Objectives are to obtain reasonable assurance about whether the financial statement as a whole is free from material misstatement, whether due to fraud or error, and to issue an auditor's report that include our opinion. Responsible assurance is a high-level assurance, but is not a guarantee that an audit conducted in accordance with ISAs will always detect a material misstatement when it exists. Misstatements can arise from fraud or error and are considered material if, individually or in the aggregate, they could reasonably be expected to influence the economic decisions of users taken on the basis of this financial statements.

As part of an audit in accordance with ISAs, we exercise professional judgment and maintain professional skepticism throughout the audit. We also:

- Identify and assess the risks of material misstatement of the financial statements, whether due to fraud or error, design and perform audit procedures responsive to those risks, and obtain audit evidence that is sufficient and appropriate to provide a basis for our opinion. The risk of not detecting a material misstatement resulting from fraud is higher than for one resulting from error, as fraud may involve collusion, forgery, intentional omissions, misrepresentations, or the override of internal control.
- Obtain an understanding of internal control relevant to the audit in order to design audit procedures that are appropriate in the circumstances.
- Evaluate the appropriateness of accounting policies used and the reasonableness of accounting estimates and related disclosures made by management, but not for the purpose of expressing an opinion on the effectiveness of the Organization's internal control.
- Conclude on the appropriateness of management's use of the going concern basis of accounting and, based on the audit evidence obtained, whether a material uncertainty exists related to events or conditions that may cast significant doubt on the Organization's ability to continue as a going concern. If we conclude that a material uncertainty exists, we are required to draw attention in our auditor's report to the related disclosures in the financial statements or, if such disclosures are inadequate, to modify our opinion. Our conclusions are based on the audit evidence obtained up to the date of our auditor's report. However, future events or conditions may cause the Organization to cease to continue as a going concern.
- Evaluate the overall presentation, structure and content of the financial statements, including the disclosures, and whether the financial statements represent the underlying transactions and events in a manner that achieves fair presentation.

Report on Other Legal and Regulatory Requirements

We also report the following:

- a) we have obtained all the information and explanation which to the best of our knowledge and belief were necessary for the purpose of our audit and made due verification thereof;
- b) in our opinion, proper books of accounts as required by MRA Act & Rules have been kept by the organization's management so far as it appeared from our examination of those books;
- c) the Statement of Financial Position, Statement of Income and Expenditure dealt with by the report are in agreement with the books of accounts;
- d) the internal audit team is functioning in accordance with all required standards, policies and procedures;
- e) the organization complied with its internal policies and procedures properly; and
- f) the organization complied with PKSF's direction to perform the activities properly.



Aziz Halim Khair Choudhury
Chartered Accountants

Signed by:

Md. Aftab Uddin Ahmed FCA
Senior Partner

29 November 2020


Dhaka

Trinamul Unnayan Sangstha (TUS)
Consolidated Statement of Financial Position
As at 30 June 2020

Figures in Tk.

Particulars	Notes	30 June 2020	30 June 2019
PROPERTY AND ASSETS:			
Non Current Assets			
Property plant & Equipment (Fixed Asset)	5.00	1,700,641	1,334,198
Total Non Current Assets		1,700,641	1,334,198
Current Assets			
Loans and Advance	6.00	1,095,800	1,140,000
Cash and Cash Equivalents	7.00	11,031,642	5,743,633
Total Current Assets		12,127,442	6,883,633
Total		13,828,083	8,217,830
FUND AND LIABILITIES:			
Fund Account	8.00	13,773,082	8,192,830
Total Fund		13,773,082	8,192,830
Liabilities			
Provision for Expenses (Audit Fee)	9.00	55,000	25,000
Total Liabilities		55,000	25,000
Total		13,828,083	8,217,830

The annexed notes form an integral part of this Statement of Financial Position.


Finance & Admin.
Trinamul Unnayan Sangstha


Executive Director
Trinamul Unnayan Sangstha

Signed in terms of our separate report of even date annexed.

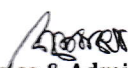
29 November 2020
Dhaka


Aziz Halim Khair Choudhury
Chartered Accountants

Trinamul Unnayan Sangstha (TUS)
Consolidated Statement of Income & Expenditure
For the year ended 30 June 2020

Particulars	Notes	Figures in Tk.	
		2019-20	2018-19
INCOME			
Foreign donation/grants	10.00	6,118,542	1,716,103
Local donation/grants	11.00	10,251,773	8,593,167
Others Income	12.00	308,788	565,418
Income from resource centre		22,975	45,403
Total		16,702,078	10,920,091
EXPENDITURE			
Administrative Cost	14.00	562,612	1,083,428
Program Cost	15.00	10,235,586	11,572,769
SWF refund	17.00	77,800	28,385
Audit Fee		30,000	25,000
Advance write off as bad debt		16,028	-
Depreciation during the year (Schedule-A)		199,801	119,712
Total Expenditure		11,121,827	12,829,294
Excess of Income Over Expenditure (Transferred to Fund A/c)		5,580,251	(1,909,203)
Total		16,702,078	10,920,091


The annexed notes form an integral part of this Statement of Income and Expenditure.


Finance & Admin.
Trinamul Unnayan Sangstha


Executive Director
Trinamul Unnayan Sangstha

Signed in terms of our separate report of even date annexed.

29 November 2020
Dhaka

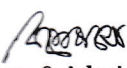

Aziz Halim Khair Choudhury
Chartered Accountants


Trinamul Unnayan Sangstha (TUS)
Consolidated Statement of Receipts and Payments
For the year from 01 July 2019 to 30 June 2020

Figures in Tk.

Particular	Notes	2019-20	2018-19
RECEIPTS			
Opening cash & Cash Equivalents:		5,743,633	7,777,124
Cash in Hand		7,503	5,907
Cash at Bank		4,470,102	6,505,189
FDR A/C		1,250,000	1,250,000
Advance		16,028	16,028
Receipts during the year:			
Foreign donation/grants	10.00	6,118,542	1,716,103
Local donation/grants	11.00	10,251,773	8,593,167
Others Income	12.00	308,788	565,418
Income from resourse centre		22,975	45,403
Loan realized/receipts	13.00	1,799,200	3,790,950
Total Receipts		24,244,911	22,488,165
PAYMENTS			
Administrative Cost	14.00	562,612	1,133,428
Program Cost	15.00	10,235,586	11,572,769
Capital Expenditure	16.00	566,244	-
SWF refund	17.00	77,800	28,385
Loan Paid/refund	18.00	1,755,000	4,009,950
Advance		16,028	-
Total Payments		13,213,270	16,744,532
Closing Cash & Cash Equivalents:			
Cash in Hand		5,804	7,503
Cash at Bank		9,775,838	4,470,102
FDR A/C		1,250,000	1,250,000
Advance		-	16,028
		24,244,911	22,488,165


The annexed notes form an intergal part of this Statement of receipts and payments.


Finance & Admin.
 Trinamul Unnayan Sangstha


Executive Director
 Trinamul Unnayan Sangstha

Signed in terms of our separate report of even date annexed.

29 November 2020
 Dhaka


Aziz Halim Khair Choudhury
 Chartered Accountants

Trinamul Unnayan Sangstha (TUS)
Notes to the Financial Statements
For the year ended 30 June 2020

1.00 ORGANIZATION BACKGROUND :

Trinamul Unnayan Sangstha is a non political voluntary organisation .Its head office is located in Khagrachari Hill district. The organization has been registered under social Welfare Department and with NGO Bureau. The NGO Bureau registration No is 1860 dated 23-07-2003, Renewed on 22-03-2018 for 10 years. The activity of this organization primarily in Khagrachari district ,however it can expand its hill activity with prior permission from the NGOAB Bureau to whole over the Bangladesh. Its basic objective is to uplift the socio-economic life of the poor of the society peoples.

2.00 LOCATION OF THE ORGANIZATION :

The organization situated at Marma Samsad Building, 1st Floor, Pankhaiya in Khagrachari Hill District.

3.00 OBJECTIVE OF THE ORGANIZATION :

The main objective of the organization is to initiate and promote development activities for the social, cultural, economic, educational and health development of the disadvantaged and marginalized section of the people of the CHT. To achieve its aim and objective , the organization shall carry out activities in line with the following objectives :

- (a) To Improve socio- economic condition of the disadvantaged and marginalized communities in the
- (b) To raise awareness on health and sanitation provide basic health services to the people of the remote areas in the CHT,
- (c) To encourage and facilitate the rural poor people in taking measures on irrigation for the proper use of lands , scientific agriculture, fruits garden , fisheries, livestock and poultry and natural resources for livelihood security;
- (d) To undertake programmes on providing technical education and self-employment generation for the youth;
- (e) To raise awareness about women and child rights and mental health;
- (f) To protect and promote indigenous knowledge, culture and language;
- (g) To ensure good governance for people - oriented development in the CHT,
- (h) To raise awareness on conservation of bio-diversity and environmental protection,
- (i) To facilitate the distressed people to have access to legal aid services.

4.00 SUMMARY OF SIGNIFICANT ACCOUNTING POLICIES :

4.01 Basis of Accounting :

The books of accounts have been maintained on cash basis except some adjustment for depreciation of Fixed Assets and Provision for Audit fee.

4.02 Foreign Currency :

Foreign Currency is converted into BD Taka and accounted for at the exchange rate ruling on the date of transaction as such there were no exchange gain/loss in the financial statement.



Note	Particular	Figures in Tk.	
		2019-20	2018-19
5.00	Property plant & Equipment (Fixed Assets):		
	The movement of the above amount is as follows:		
	Opening Balance	4,574,871	4,574,871
	Add : Addition during the year	566,244	-
		<u>5,141,115</u>	<u>4,574,871</u>
	Less : Adjustment for the prior period	-	-
		<u>5,141,115</u>	<u>4,574,871</u>
	Less: Accumulated Depreciation	(3,440,474)	(3,240,673)
	Closing Balance	<u>1,700,641</u>	<u>1,334,198</u>
	Details Shown in Annexure A		
6.00	Loans and Advances		
	Opening Balance	1,140,000	920,000
	Add : Adjustment for the prior period	-	1,000
	Add : Paid during the year	1,755,000	4,009,950
		<u>2,895,000</u>	<u>4,930,950</u>
	Less : Refund during the year	(1,799,200)	(3,790,950)
	Closing Balance	<u>1,095,800</u>	<u>1,140,000</u>
7.00	Cash and Cash Equivalents :		
	Cash in Hand	5,804	7,503
7.01	Cash at Bank	9,775,838	4,470,102
7.02	FDR A/C	1,250,000	1,250,000
	Outstanding Advance	-	16,028
	Total	<u>11,031,642</u>	<u>5,743,633</u>
7.01	Cash at Bank		
	(a) Mother Account		
	Pubali Bank , Khagrachari Branch, C/D A/c No. 1655-6	-	-
	(b) General Account		
	Sonali Bank , Khagrachari Branch, STD A/c No. 5847	2,403,342	2,703,182
	(c) Staff Welfare Fund		
	Bangladesh Krishi Bank , Khagrachari Branch, SB A/c No. 9042	1,256,844	1,185,871
	(d) PPNRM		
	Pubali Bank , Khagrachari Branch, C/D A/c No.20677	939,717	40,296
	(e) AWRAIB		
	Pubali Bank , Khagrachari Branch, STD A/c No. 348	2,765,236	539,753
	(f) SLSP		
	Pubali Bank Ltd. Bank , Khagrachari Branch, SND A/C No. 649	690,169	-
	(h) OLHF		
	Pubali Bank Ltd, Khagrachari Branch, SND A/C No. 3759-7	1,720,530	-
	(i) CHTRDP II		
	Trust Bank Ltd. Khagrachari Branch C/D A/C No. 0063-021000262	-	1,000
	Total	<u>9,775,838</u>	<u>4,470,102</u>
7.02	FDR A/C		
	(a) General Account		
	Fixed Deposit to Pubali bank Ltd., A/c No. 589327	1,250,000	1,250,000
	Total	<u>1,250,000</u>	<u>1,250,000</u>
8.00	Fund Account:		
	Opening Balance	8,192,830	10,126,034
	Adjustment/Refund for Loan	-	1,000
	Add : Transferred from Income and Expenditure Statement	5,580,251	(1,934,203)
	Closing Balance	<u>13,773,082</u>	<u>8,192,830</u>

Figures in Tk.

Note	Particular	2019-20	2018-19
9.00	Provision for Audit Fee :		
	Opening Balance	25,000	25,000
	Add : Provision during the year	30,000	25,000
		55,000	50,000
	Less : Payment during the year	-	25,000
	Closing Balance	55,000	25,000
10.00	Received from Foreign donation :		
	Type of Receipts (Bank or Cash)	Amount	Amount
	Pubali Bank Ltd.Khagrachari Branch	4,060,288	1,716,103
	Pubali Bank Ltd.Khagrachari Branch	2,058,254	-
	Total	6,118,542	1,716,103
11.00	Received from Local fund :		
	BNPS	4,359,604	5,902,892
	Manusher Jonno Foundation	5,826,709	2,635,330
	Other Donation	65,460	54,945
	Total	10,251,773	8,593,167
12.00	Received from others :		
	Office rent	81,100	120,500
	Communication	7,220	25,660
	Bank interest	49,311	10,889
	Project rent	-	1,000
	Admin cost	-	97,425
	Overhead/Profit	132,155	251,705
	Bank Interest	39,002	58,239
	Total	308,788	565,418
13.00	Loan realized/receipts		
	Loan refund received (CHTRDPII)	403,200	403,200
	AWRAIB	183,000	1,836,500
	PPNRM	-	1,352,250
	SLSP	160,000	-
	General Account	336,000	-
	Event Management	500,000	-
	Komaleshwar Chakma	-	25,000
	Debashis Chakma	-	18,000
	Deipujjal Khisa	-	50,000
	Tuhin Chakma	3,000	3,000
	Seveltina Chakma	200,000	-
	Ripan Chakma	4,000	66,000
	Chameli Tripura	10,000	10,000
	Rumen Chakma	-	21,000
	Monir ketan Chakma	-	6,000
	Total	1,799,200	3,790,950



Figures in Tk.

Note	Particular	2019-20	2018-19
14.00	Administrative Cost:		
	Staff Salary	126,100	753,805
	Office Rent	139,800	204,000
	Communication	53,753	25,200
	Entertainment	21,654	6,990
	Utilities	20,978	21,600
	Office maintenance	91,678	7,650
	TA/DA	26,290	16,325
	Day Observation	1,000	8,800
	Donation to DC	16,170	8,000
	Recruitment Cost	14,602	-
	Audit fee	-	25,000
	AGM Expenses	19,560	30,983
	News Paper Bill	8,738	9,538
	Bank Charge	22,288	15,537
	Total	562,612	1,133,428
15.00	Program Cost:		
	Program Staff Salary	6,427,250	1,587,381
	Office Rent	173,500	77,000
	Utilities	21,725	16,201
	TA/DA	102,865	41,100
	Training, meeting, materials for beneficiaries	26,912	1,335,179
	Office Stationeries, Printing & Supplies	50,747	10,858
	Office Maintenance, Repair & Cleaning Materials	11,665	5,940
	Overhead	188,865	80,253
	Technical capacities on NRM	83,835	473,315
	Baseline study, Publications, Coordination meetings and Exposure	236,414	289,156
	Fuel, Oil, Repair and Maintenance	8,326	197,880
	Auditing	60,000	30,000
	Administrative cost, Overhead	180,551	362,585
	Remuneration of Key Experts	-	4,333,696
	Remuneration of Non-Key Experts	179,524	434,280
	Communication and Internet	12,395	-
	Donor Visit Cost	105,083	-
	Capacity Development Training for Staff	102,739	-
	Training Meeting for Beneficiaries	2,118,470	-
	Training on RTI	144,720	-
	Reimbursable Expenses	-	1,953,945
	PRA Training	-	344,000
	Total	10,235,586	11,572,769
16.00	Capital Expenditure-(Furniture/Fixture/Equipment):		
	Laptop	204,000	-
	Motorbike	108,000	-
	Secretariate Table and Chair	78,900	-
	Visitor Chair	6,600	-
	Celling Fan	11,340	-
	File Cabinet	19,400	-
	Printer	22,382	-
	Internet Modem	3,515	-
	Camera	43,200	-
	Multimedia	63,962	-
	Scanner	4,945	-
	Total	566,244	-

Figures in Tk.

Note	Particular	2019-20	2018-19
17.00	Staff Welfare Fund:		
	Shyamal Bikash Chakma	15,800	5,000
	Priti Chakma	17,100	-
	Bakul Datta Chakma	11,350	-
	Rumen Chakma	-	5,000
	Sujash Chakma	-	18,385
	Samiran Chakma	11,350	-
	Dhananjoy Chakma	11,200	-
	Rekha Chakma	11,000	-
	Total	77,800	28,385
18.00	Loan refund		
	AWRAIB Project	177,000	84,250
	PPNRM	160,000	400,000
	SWAS	565,000	-
	SLSP	1,000	-
	General Account	342,000	3,107,700
	Event mgt.	150,000	348,000
	Tuhin Chakma	-	30,000
	Sukiron Chakma	-	40,000
	Kallol Rowaza	100,000	-
	Tisha Moni Chakma	30,000	-
	Pritirupa Chakma	30,000	-
	Seveltina Chakma	200,000	-
	Total	1,755,000	4,009,950

19.00 Authorization :

Vouchers substantiating Receipts and Payments have been accepted by us on the strength of the authorization thereon by the Executive Director supported by bills , memos, receipts etc.

20.00 Consolidation :

This account is a consolidation of eight accounts Namely

1. Mother Account.
2. General Fund.
3. Staff welfare fund.
4. Protection and Promotion of Natural Resources Management System in the CHT (PPNRM).
5. Advancing Women Right's Access to information in Bangladesh (AWRAIB)
6. Sustainable Livelihood Support Project (SLSP)
7. Our Lives Our Health Our Future (OLHF)



Trinamul Unnayan Sangstha (TUS)
Schedule of Fixed Assets
As at 30 June 2020

Schedule - A

S.L. No.	Particulars	Cost			Rate (%)	Balance As on 1-Jul-19	Depreciation Charge During The year	Adjustment during the Year	Balance As on 30-Jun-20	Written Down value As on 30-Jun-20
		Balance As on 1-Jul-19	Addition during the year	Adjustment During The year						
General Account										
01	Land	145,000	-	-	0%	145,000	-	-	-	145,000
02	Furniture/Fixture/Equipment	49,020	-	-	10%	49,020	2,366	-	27,724	21,296
LCP										
01	Furniture & Fixture	37,000	-	-	10%	37,000	1,045	-	27,595	9,405
02	Office Equipment	16,400	-	-	11%	16,400	338	-	13,664	2,736
PPNMR										
01	Furniture & Fixture	12,748	-	-	10%	12,748	360	-	9,508	3,240
02	Vehicle	131,209	-	-	30%	131,209	545	-	129,938	1,271
Head Office										
01	Land	595,853	-	-	0%	595,853	-	-	-	595,853
02	Furniture & Fixture	196,316	-	-	10%	196,316	5,760	-	144,473	51,843
03	Computer	225,000	-	-	20%	225,000	3,092	-	212,630	12,370
04	Office Equipment	230,500	-	-	15%	230,500	4,952	-	202,441	28,059
05	Vehicle	335,000	-	-	30%	335,000	1,391	-	331,754	3,246
CEP SADAR										
01	Furniture & Fixture	63,617	-	-	10%	63,617	2,260	-	43,278	20,339
02	Computer	293,544	-	-	20%	293,544	5,522	-	271,457	22,087
03	Vehicle	533,460	-	-	30%	533,460	4,163	-	523,745	9,715
04	Office Equipment	155,000	-	-	15%	155,000	3,307	-	136,260	18,740
05	Camera	25,880	-	-	30%	25,880	289	-	25,205	675
06	Generator	52,000	-	-	20%	52,000	1,396	-	46,417	5,583
07	Multimedia Projector	87,880	-	-	20%	87,880	2,359	-	78,444	9,436
CEP LAXMICHARI										
01	Furniture & Fixture	5,000	-	-	10%	5,000	194	-	3,257	1,743
02	Computer & Others	51,688	-	-	20%	51,688	1,387	-	46,138	5,550
03	Vehicle	238,010	-	-	30%	238,010	2,881	-	231,287	6,723
05	Camera	18,720	-	-	30%	18,720	227	-	18,191	529



S.L. No.	Particulars	Cost				Rate (%)	Balance As on 1-Jul-19	Depreciation Charge During The year	Adjustment during the Year	Balance As on 30-Jun-20	Written Down value As on 30-Jun-20
		Balance As on 1-Jul-19	Addition during the year	Adjustment During The year	Balance As on 30-Jun-20						
CANDL											
01	Furniture & Fixture	155,121	-	-	155,121	10%	103,751	5,137	-	108,888	46,232
02	Computer & Printer	76,575	-	-	76,575	20%	68,426	1,630	-	70,056	6,519
03	Motor cycle	119,950	-	-	119,950	30%	117,578	712	-	118,290	1,660
04	Camera	29,650	-	-	29,650	20%	23,668	1,196	-	24,865	4,785
SECAIB											
01	Computer	195,380	-	-	195,380	20%	154,406	8,195	-	162,601	32,779
CHTRDP-II											
01	Computer	249,600	-	-	249,600	20%	167,811	16,358	-	184,169	65,431
02	Office Equipment	49,920	-	-	49,920	15%	27,770	3,322	-	31,093	18,827
03	Camera	74,880	-	-	74,880	20%	50,343	4,907	-	55,251	19,629
AIPP (EGRSFSTK)											
01	Furniture/Fixture/Equ.	33,450	-	-	33,450	20%	16,324	3,425	-	19,749	13,701
02	Camera	42,350	-	-	42,350	20%	20,667	4,337	-	25,003	17,347
AWRAIB											
01	Laptop	43,150	-	-	43,150	10%	8,199	3,495	-	11,694	31,456
02	Mobile	6,000	-	-	6,000	20%	2,160	768	-	2,928	3,072
SLSP											
	Laptop		32,000		32,000	10%	-	3,200	-	3,200	28,800
	Motorbike		108,000		108,000	30%	-	32,400	-	32,400	75,600
	Printer		8,730		8,730	20%	-	1,746	-	1,746	6,984
OLHF											
	Secretariate Table and Chair		78,900		78,900	20%	-	15,780	-	15,780	63,120
	Visitor Chair		6,600		6,600	20%	-	1,320	-	1,320	5,280
	Celling Fan		11,340		11,340	15%	-	1,701	-	1,701	9,639
	File Cabinet		19,400		19,400	20%	-	3,880	-	3,880	15,520
	Laptop		172,000		172,000	10%	-	17,200	-	17,200	154,800
	Printer		13,652		13,652	20%	-	2,730	-	2,730	10,922
	Internet Modem		3,515		3,515	10%	-	352	-	352	3,164
	Camera		43,200		43,200	20%	-	8,640	-	8,640	34,560
	Multimedia		63,962		63,962	20%	-	12,792	-	12,792	51,170
	Scanner		4,945		4,945	15%	-	742	-	742	4,203
	Balance as on 30 June 2020	4,574,871	566,244	-	5,141,115		3,240,673	199,801	-	3,440,474	1,700,641
	Balance as on 30 June 2019	4,574,871	-	-	4,574,871		3,240,673	119,712	-	3,240,673	1,334,198



Trinamul Unnayan Sangstha(TUS)
Details List of Fixed assets

Schedule - A/1

Description	Donors	Unit	ID No/ Name	Taka	Condition	Remarks
Secretary Table	Trinamul	9	Trina/ST-01 (1)	4,000	Good	Wood
			Trina/ST-01 (2)	4,000	Good	
			Trina/ST-01 (3)	4,000	Good	
			Trina/ST-01 (4)	4,000	Good	
			Trina/ST-01 (5)	4,000	Good	
			Trina/ST-01 (6)	4,000	Good	
			Trina/ST-01 (7)	4,000	Good	
			Trina/ST-01 (8)	4,000	Good	
			Trina/ST-01 (9)	3,200	Good	
	EED	3	Trina/EED/LCP/ST/-01(1)	3,000	Good	
			Trina/EED/LCP/ST/-01(2)	3,000	Good	
			Trina/EED/LCP/ST/-01(3)	3,000	Good	
	Trinamul	1	Trina/CEP/Lax ST-01	3,300	Good	
Computer Table	Trinamul	3	Trina/COMT-02 (1)	3,000	Good	Wood
			Trina/COMT-02 (2)	3,000	Good	
			Trina/COMT-02 (3)	3,000	Good	
	CEP	5	Trina/UNDP/CEPCOMT-02 (1)	3,000	Good	OTOBI
			Trina/UNDP/CEPCOMT-02 (2)	3,000	Good	
			Trina/UNDP/CEPCOMT-02 (3)	3,000	Good	
			Trina/UNDP/CEPCOMT-02 (4)	6,643	Good	
			Trina/UNDP/CEPCOMT-02 (5)	6,644	Good	
CEP-Lax	1	Trina/UNDP/CEP/CT-01 (1)	5,000	Good		
Normal Table	Trinamul	16	Trina/NT-03 (1)	2,000	Good	Wood
			Trina/NT-03 (2)	2,000	Good	
			Trina/NT-03 (3)	700	Good	
			Trina/NT-03 (4)	700	Good	
			Trina/NT-03 (5)	700	Good	
			Trina/NT-03 (6)	700	Good	
			Trina/NT-03 (7)	700	Good	
			Trina/NT-03 (8)	700	Good	
			Trina/NT-03 (9)	700	Good	
			Trina/NT-03 (10)	700	Good	
			Trina/NT-03 (11)	700	Good	
			Trina/NT-03 (12)	700	Good	
			Trina/NT-03 (13)	700	Good	
			Trina/NT-03 (14)	700	Good	
			Trina/NT-03 (15)	700	Good	
			Trina/NT-03 (16)	700	Good	
	DANIDA	3	Trina/DANIDA/CHDP/NT-03(1)	2,000	Good	
			Trina/DANIDA/CHDP/NT-03(1)	2,000	Good	
			Trina/DANIDA/CHDP/NT-03(1)	2,000	Good	
	EED	10	Trina/EED/LCP/NT-03 (1)	2,000	Good	
			Trina/EED/LCP/NT-03 (2)	2,000	Good	
			Trina/EED/LCP/NT-03 (3)	2,000	Good	
			Trina/EED/LCP/NT-03 (4)	2,000	Good	
			Trina/EED/LCP/NT-03 (5)	2,000	Good	
			Trina/EED/LCP/NT-03 (6)	2,000	Good	
			Trina/EED/LCP/NT-03 (7)	2,000	Good	
			Trina/EED/LCP/NT-03 (8)	2,000	Good	
			Trina/EED/LCP/NT-03 (9)	2,000	Good	
			Trina/EED/LCP/NT-03 (10)	2,000	Good	
	AIPP	2	Trina/AIPP/COLT/NT-03(1)	2,000	Good	OTOBI
Trina/AIPP/COLT/NT-03(2)			2,000	Good		

Description	Donors	Unit	ID No/ Name	Taka	Condition	Remarks	
Normal Table	CEP	6	Trina/UNDP/CEP/TNT-10-16(1)	2,918	Good	Wood	
			Trina/UNDP/CEP/TNT-10-16(2)	2,918	Good		
			Trina/UNDP/CEP/TNT-10-16(3)	2,918	Good		
			Trina/UNDP/CEP/TNT-10-16(4)	2,918	Good		
			Trina/UNDP/CEP/TNT-10-16(5)	2,918	Good		
			Trina/UNDP/CEP/TNT-10-16(6)	2,920	Good		
	Trinamul	14	Trina/CEP/Lax-03 (01)	1,700	Good	Wood	
			Trina/CEP/Lax-03 (02)	1,700	Good		
			Trina/CEP/Lax-03 (03)	1,700	Good		
			Trina/CEP/Lax-03 (04)	1,700	Good		
			Trina/CEP/Lax-03 (05)	1,700	Good		
			Trina/CEP/Lax-03 (06)	1,700	Good		
			Trina/CEP/Lax-03 (07)	1,700	Good		
			Trina/CEP/Lax-03 (08)	1,700	Good		
			Trina/CEP/Lax-03 (09)	1,700	Good		
			Trina/CEP/Lax-03 (10)	1,700	Good		
			Trina/CEP/Lax-03 (11)	1,700	Good		
			Trina/CEP/Lax-03 (12)	1,700	Good		
			Trina/CEP/Lax-03 (13)	1,700	Good		
			Trina/CEP/Lax-03 (14)	1,700	Good		
	Handle Chair	Trinamul	4	Trina/HC-04(1)	600	Good	Wood
				Trina/HC-04(2)	600	Good	
Trina/HC-04(3)				600	Good		
Trina/HC-04(4)				600	Good		
AIPP		1	Trina/AIPP/COLT/HC-04(1)	4,500	Good	OTOBI	
Normal Chair	AIPP	10	Trina/AIPP/COLT/NC-05(1)	300	Good	Wood	
			Trina/AIPP/COLT/NC-05(2)	300	Good		
			Trina/AIPP/COLT/NC-05(3)	300	Good		
			Trina/AIPP/COLT/NC-05(4)	300	Good		
	Trinamul	10	Trina/NC-05(5)	1,500	Good		
			Trina/NC-05(6)	1,500	Good		
			Trina/NC-05(7)	1,500	Good		
			Trina/NC-05(8)	1,500	Good		
			Trina/NC-05(9)	1,500	Good		
			Trina/NC-05(10)	1,500	Good		
	CEP	6	Trina/UNDP/CEP/TNCC-6(1)	1,620	Good		
			Trina/UNDP/CEP/TNCC-6(2)	1,620	Good		
			Trina/UNDP/CEP/TNCC-6(3)	1,620	Good		
			Trina/UNDP/CEP/TNCC-6(4)	1,620	Good		
			Trina/UNDP/CEP/TNCC-6(5)	1,620	Good		
			Trina/UNDP/CEP/TNCC-6(6)	1,620	Good		
Normal Plastic Chair	Trinamul	34	Trina/NPC-06(1)	350	Good	Plastic	
			Trina/NPC-06(2)	350	Good		
			Trina/NPC-06(3)	350	Good		
			Trina/NPC-06(4)	350	Good		
			Trina/NPC-06(5)	350	Good		
			Trina/NPC-06(6)	350	Good		
			Trina/NPC-06(7)	350	Good		
			Trina/NPC-06(8)	350	Good		
			Trina/NPC-06(9)	350	Good		
			Trina/NPC-06(10)	400	Good		
			Trina/NPC-06(11)	400	Good		
			Trina/NPC-06(12)	400	Good		
			Trina/NPC-06(13)	400	Good		
			Trina/NPC-06(14)	400	Good		
			Trina/NPC-06(15)	400	Good		
			Trina/NPC-06(16)	400	Good		



Description	Donors	Unit	ID No/ Name	Taka	Condition	Remarks
Normal Plastic Chair	Trinamul	34	Trina/NPC-06(17)	400	Good	Plastic
			Trina/NPC-06(18)	400	Good	
			Trina/NPC-06(19)	400	Good	
			Trina/NPC-06(20)	400	Good	
			Trina/NPC-06(21)	400	Good	
			Trina/NPC-06(22)	400	Good	
			Trina/NPC-06(23)	400	Good	
			Trina/NPC-06(24)	400	Good	
			Trina/NPC-06(25)	400	Good	
			Trina/NPC-06(26)	400	Good	
			Trina/NPC-06(27)	400	Good	
			Trina/NPC-06(28)	400	Good	
			Trina/NPC-06(29)	400	Good	
			Trina/NPC-06(30)	400	Good	
			Trina/NPC-06(31)	400	Good	
			Trina/NPC-06(32)	400	Good	
			Trina/NPC-06(33)	400	Good	
Trina/NPC-06(34)	400	Good				
Normal Plastic Chair	CEP	25	Trina/CEP/NPC-06(1)	350	Good	Plastic
			Trina/CEP/NPC-06(2)	350	Good	
			Trina/CEP/NPC-06(3)	350	Good	
			Trina/CEP/NPC-06(4)	350	Good	
			Trina/CEP/NPC-06(5)	350	Good	
			Trina/CEP/NPC-06(6)	350	Good	
			Trina/CEP/NPC-06(7)	350	Good	
			Trina/CEP/NPC-06(8)	350	Good	
			Trina/CEP/NPC-06(9)	350	Good	
			Trina/CEP/NPC-06(10)	350	Good	
			Trina/CEP/NPC-06(11)	350	Good	
			Trina/CEP/NPC-06(12)	350	Good	
			Trina/CEP/NPC-06(13)	350	Good	
			Trina/CEP/NPC-06(14)	350	Good	
			Trina/CEP/NPC-06(15)	350	Good	
			Trina/CEP/NPC-06(16)	350	Good	
			Trina/CEP/NPC-06(17)	350	Good	
			Trina/CEP/NPC-06(18)	350	Good	
			Trina/CEP/NPC-06(19)	350	Good	
			Trina/CEP/NPC-06(20)	350	Good	
			Trina/CEP/NPC-06(21)	350	Good	
			Trina/CEP/NPC-06(22)	350	Good	
			Trina/CEP/NPC-06(23)	350	Good	
			Trina/CEP/NPC-06(24)	350	Good	
			Trina/CEP/NPC-06(25)	350	Good	
Normal plastic Chair	Trinamul	25	Trina/CEP/Lax-06(01)	480	Good	Plastic
			Trina/CEP/Lax-06(02)	480	Good	
			Trina/CEP/Lax-06(03)	480	Good	
			Trina/CEP/Lax-06(04)	480	Good	
			Trina/CEP/Lax-06(05)	480	Good	
			Trina/CEP/Lax-06(06)	480	Good	
			Trina/CEP/Lax-06(07)	480	Good	
			Trina/CEP/Lax-06(08)	480	Good	
			Trina/CEP/Lax-06(09)	480	Good	
			Trina/CEP/Lax-06(10)	480	Good	
			Trina/CEP/Lax-06(11)	480	Good	
			Trina/CEP/Lax-06(12)	480	Good	
			Trina/CEP/Lax-06(13)	480	Good	
			Trina/CEP/Lax-06(14)	480	Good	

Description	Donors	Unit	ID No/ Name	Taka	Condition	Remarks
Normal plastic Chair	Trinamul	25	Trina/CEP/Lax-06(15)	480	Good	Damaged
			Trina/CEP/Lax-06(16)	480	Good	
			Trina/CEP/Lax-06(17)	480		
			Trina/CEP/Lax-06(18)	480		
			Trina/CEP/Lax-06(19)	480		
			Trina/CEP/Lax-06(20)	480		
			Trina/CEP/Lax-06(21)	480		
			Trina/CEP/Lax-06(22)	480		
			Trina/CEP/Lax-06(23)	480		
			Trina/CEP/Lax-06(24)	480		
			Trina/CEP/Lax-06(25)	480		
Normal Chair OTOBI	AIPP	19	Trina/AIPP/COLT/NCO-07(1)	450	Good	OTOBI
			Trina/AIPP/COLT/NCO-07(2)	450	Good	
			Trina/AIPP/COLT/NCO-07(3)	450	Good	
			Trina/AIPP/COLT/NCO-07(4)	450	Good	
			Trina/AIPP/COLT/NCO-07(5)	450	Good	
			Trina/AIPP/COLT/NCO-07(6)	450	Good	
			Trina/AIPP/COLT/NCO-07(7)	450	Good	
			Trina/AIPP/COLT/NCO-07(8)	450	Good	
			Trina/AIPP/COLT/NCO-07(9)	450	Good	
			Trina/AIPP/COLT/NCO-07(10)	450	Good	
			Trina/AIPP/COLT/NCO-07(11)	450	Good	
			Trina/AIPP/COLT/NCO-07(12)	450	Good	
			Trina/AIPP/COLT/NCO-07(13)	450	Good	
			Trina/AIPP/COLT/NCO-07(14)	450	Good	
			Trina/AIPP/COLT/NCO-07(15)	450	Good	
			Trina/AIPP/COLT/NCO-07(16)	450	Good	
			Trina/AIPP/COLT/NCO-07(17)	450	Good	
			Trina/AIPP/COLT/NCO-07(18)	450	Good	
			Trina/AIPP/COLT/NCO-07(19)	-	Damaged	
Almira	DANIDA	7	Trina/DANIDA/CHDP/AL-08(1)	4,500	Good	Wood
	Trinamul		Trina/AL-08(1)	4,500	Good	
			Trina/AL-08(2)	4,500	Good	
			Trina/AL-08(3)	4,500	Good	
	WFP		Trina/WFP/Steal/AL-08(1)	4,500	Good	
	AIPP		Trina/AIPP/COLT/AL-08(1)	4,500	Good	
	CEP-Staff		Trina/CEP-Staff/Al-08(1)	10,000	Good	
Book Self	AIPP	9	Trina/AIPP/COLT/BS-09(1)	3,000	Good	Wood
			Trina/AIPP/COLT/BS-09(2)	3,000	Good	
			Trina/AIPP/COLT/BS-09(3)	3,000	Good	
			Trina/AIPP/COLT/BS-09(4)	5,500	Good	OTOBI
			Trina/AIPP/COLT/BS-09(5)	5,500	Good	
			Trina/AIPP/COLT/BS-09(6)	5,500	Good	
			Trina/AIPP/COLT/BS-09(7)	5,500	Good	
			Trina/AIPP/COLT/BS-09(8)	5,500	Good	
			Trina/AIPP/COLT/BS-09(9)	5,500	Good	
	EED	1	Trina/EED/LCP/BS-10(1)	3,000	Good	
Trinamul	1	Trina/Cep/LAX F-R 1	2,000	Good	Wood	
Handle Law Bench	DANIDA	2	Trina/DANIDA/CHDP/HLB-11(1)	1,500	Good	Wood
			Trina/DANIDA/CHDP/HLB-11(2)	1,500	Good	
Bench	TUS	4	Trina/TB-1-4(1)	600	Good	Wood
			Trina/TB-1-4(2)	600	Good	
			Trina/TB-1-4(3)	600	Good	
			Trina/TB-1-4(4)	600	Good	
Box Drawer	Trinamul	1	Trina/BD-12(1)	4,000	Good	Wood
Photocopier tabl	Trinamul	1	Trina/PT-13(1)	4,000	Good	Wood
Fix & telephone table	Trinamul	1	Trina/FTT-14(1)	2,000	Good	Wood

Description	Donors	Unit	ID No/ Name	Taka	Condition	Remarks
Reception table	Trinamul	1	Trina/RT015(1)	3,000	Good	Wood
Computer chair	UNDP	3	Trina/UNDP/CEP/CC-16(1)	3,500	Good	OTOBI
			Trina/UNDP/CEP/CC-16(2)	3,500	Good	
			Trina/UNDP/CEP/CC-16(3)	3,500	Good	
		3	Trina/UNDP/CEP/CC-16(6)	1,200	Good	Wood
			Trina/UNDP/CEP/CC-16(7)	1,200	Good	
			Trina/UNDP/CEP/CC-16(8)	1,200	Good	
Quilt Box	EED	1	Trina/EED/LCP/QB-18(1)	3,000	Good	Wood
Computer Accessories	Trinamul	2	Trina/CA-19(1)	-	Damaged	
			Trina/CA-19(2)	45,000	Good	
	DANIDA	2	Trina/DANIDA/CHDP/CA-19(1)	45,000	Good	
			Trina/DANIDA/CHDP/CA-19(2)	45,000	Good	
	WFP	1	Trina/WFP/CA-19(1)	45,000	Not good	
	UNDP-RDD	1	Trina/UNDP-RDD/CA-19(1)	45,000	Good	
	UNDP-CEP	4	Trina/UNDP/CEP/CA-19(1)	45,000	Good	
			Trina/UNDP/CEP/CA-19(2)	45,000	Good	
			Trina/UNDP/CEP/CA-19(3)	56,772	Good	
			Trina/UNDP/CEP/CA-19(4)	56,772	Good	
	Trinamul	2	Trina/LAPTOP-19(1)	68,000	Good	
			Trina/LAPTOP-19(2)	55,000	Good	
	CANDL	1	Trina/MJ/CANDL-19(1)	60,000	Good	
	CEP-Lax	1	Trina/UNDP/CEP/CA-1(1)	39,208	Good	
	UNDEF	3	Trina/UNDEF/SECAIB-1	65,126	Good	
			Trina/UNDEF/SECAIB-2	65,126	Good	
			Trina/UNDEF/SECAIB-3	65,128	Good	
ADB & GOB	5	TUS/CHTRDP-II/LC-01	49,920	New	Lenovo	
		TUS/CHTRDP-II/LC-02	49,920	New	Lenovo	
		TUS/CHTRDP-II/LC-03	49,920	New	Lenovo	
		TUS/CHTRDP-II/LC-04	49,920	New	Lenovo	
		TUS/CHTRDP-II/LC-05	49,920	New	Lenovo	
Motorcycle	WFP	2	Trina/WFP/M-20(1)	90,000	Not good	Red colour
			Trina/WFP/M-20(2)	90,000	Not good	Red colour
	UNDP-RDD	1	Trina/UNDP/RDD/M-20(1)	185,000	Good	White
	UNDP-CEP	5	Trina/UNDP/CEP/M-20(1)	90,000	Good	X-Colour
			Trina/UNDP/CEP/M-20(2)	90,000	Good	X-Colour
			Trina/UNDP/CEP/M-20(3)	132,560	Good	Red colour
			Trina/UNDP/CEP/M-20(4)	112,400	Good	Red colour
			Trina/UNDP/CEP/M-20(3)	90,000	Good	X-Colour
	DANIDA	2	Trina/DANIDA/CHDP/M-20(1)	90,000	Good	Blue
			Trina/DANIDA/SDGG-20(2)	90,000	Good	Red colour
	MJ	1	Trina/MJ/CANDL/M-20(1)	90,000	Good	Red colour
CEP-Lax	2	Trina/UNDP/CEP/M-02(1)	122,460	Good	Red colour	
		Trina/UNDP/CEP/M-02(2)	115,550	Good	Red colour	
Photocopier	UNDP-CEP	1	Trina/UNDP/CEP/P-21(1)	136,510	Not good	
Fax Machine	BARCIK	1	Trina/BARCIK/P-22(1)	35,000	Good	
IPS System	Trinamul	1	Trina/IPS-23(1)	28,286	Damaged	
Weight machine	DANIDA	1	Trina/DANIDA/CHDP/WM-24(1)	6,000	Good	
Printer	CEP-Lax	1	Trina/UNDP/CEP/PR-01(1)	12,480	Good	
	CANDL	1	Trina/CANDL/PR-02	6,500	New	
Soling Fan	Trinamul	16	Trina/SF-25(1)	1,500	Good	
			Trina/SF-25(2)	1,500	Good	
			Trina/SF-25(3)	1,500	Good	
			Trina/SF-25(4)	1,500	Good	
			Trina/SF-25(5)	1,500	Good	
			Trina/SF-25(6)	1,500	Good	
			Trina/SF-25(7)	1,500	Good	
			Trina/SF-25(8)	1,500	Good	

Description	Donors	Unit	ID No/ Name	Taka	Condition	Remarks			
Soling Fan			Trina/SF-25(9)	1,500	Good				
			Trina/SF-25(10)	1,500	Good				
			Trina/SF-25(11)	1,500	Good				
			Trina/SF-25(12)	1,500	Good				
			Trina/SF-25(13)	1,500	Good				
		Trinamul	16	Trina/SF-25(14)	1,500	Good			
				Trina/SF-25(15)	1,500	Good			
				Trina/SF-25(16)	1,500	Good			
				AIPP	8	Trina/AIPP/COLT/SF-25(1)	1,500	Good	
						Trina/AIPP/COLT/SF-25(2)	1,500	Good	
						Trina/AIPP/COLT/SF-25(3)	1,500	Good	
						Trina/AIPP/COLT/SF-25(4)	1,500	Good	
						Trina/AIPP/COLT/SF-25(5)	1,500	Good	
				Trina/AIPP/COLT/SF-25(6)	1,500	Good			
				Trina/AIPP/COLT/SF-25(7)	-	Damaged			
				Trina/AIPP/COLT/SF-25(8)	-	Damaged			
	MJF	1	Trina/MJ/CANDL/SF-25(1)	3,000	Good				
Video Camera	AIPP	1	Trina/AIPP/COLT/VC-26(1)	40,000	Good				
	DANIDA	1	Trina/DANIDA/SDGG/VC-26(1)	18,000	Good				
	Ripan	1	Trina/Ripan/VC-26(1)	30,000	Good	Donation			
Normal Camera	ADB-Gob	1	Trina/CHTRDP/NC-27(1)	-	Damaged				
Digital Camera	UNDP-CEP	1	Trina/UNDP/CEP/TDC(1)	22,880	Good				
	CEP-Lax	1	Trina/UNDP/CEP/TDC(1)	18,720	Good				
	MJF	2	Trina/MJF/CANDL/TMDC(1)	21,000	Good	CANON			
			Trina/MJF/CANDL/TMDC(2)	8,650	Good	SONY			
	ADB & GOB	5	TUS/CHTRDP-II/DC-01	14,976	New	CANON			
			TUS/CHTRDP-II/DC-02	14,976	New	CANON			
			TUS/CHTRDP-II/DC-03	14,976	New	CANON			
			TUS/CHTRDP-II/DC-04	14,976	New	CANON			
			TUS/CHTRDP-II/DC-05	14,976	New	CANON			
			TUS/AIPPI/DC-06	42,350	New	NIKON			
File Rack	Trinamul	3	Trina/FR-28(1)	2,000	Good	Wood			
			Trina/FR-28(2)	2,000	Good				
			Trina/FR-28(3)	2,500	Good				
Water Filter	Trinamul	2	Trina/WF-29(1)	2,000	Good				
			Trina/EED/LCP/WF-29(1)	25,000	Good				
Soft Notice Board	Trinamul	4	Trina/SNB-30(1)	1,200	Good	Plastic			
			Trina/SNB-30(2)	1,200	Good				
			Trina/SNB-30(3)	1,200	Good				
			Trina/SNB-30(4)	1,200	Good				
White Board	UNDP-CEP	4	Trina/UNDP/CEP/WB-31(1)	1,400	Good	Plastic			
	Trinamul	3	Trina/WB-31(1)	1,400	Good				
			Trina/WB-31(2)	1,400	Good				
			Trina/WB-31(3)	1,400	Good				
Description	Donors	Unit	ID No/ Name	Taka	Condition	Remarks			
Board Stand	Trinamul	3	Trina/BS-32	2,400	Good	Wood			
Wall Clock	Trinamul	4	Trina/WC-33	2,400	Good	Plastic			
Generator	Trinamul	1	Trina/G-34(1)	11,000	Good				
	UNDP-CEP	1	Trina/UNDP/CEP/TGE(1)	52,000	Good				
Multimedia Projector	UNDP-CEP	1	Trina/UNDP/CEP/TMMP(1)	87,880					
GPS	ADB & GOB	2	TUS/CHTRDP-II/GPS-01	24,960	Good	Garmin			
			TUS/CHTRDP-II/GPS-02	24,960	Good	Garmin			
Sofa Set	Trinamul	1	Trina/SS-35(1)	10,000	Good	Wood			
Hilly land	Trinamul	13Dc		355,000					
Plain land	Trinamul	10 Dc		285,453					
Hilly land	Trinamul	12 Ac		75,000					

Description	Donors	Unit	ID No/ Name	Taka	Condition	Remarks
Display Centre	CANDL			98,657		
Furniture & Fix.	Trinamul			32,566		
Furniture & Fix.	AIPP	3	Show Case	33,450		
Furniture & Fix.	Trinamul	1	Printer Cum Scanner	6,320	New	HP dextop Jet
Banner Stand	Trinamul			1,600	Good	
Laptop	AWRAIB	1	Laptop	43,150	Good	Lenovo
Mobile	AWRAIB	1	Mobile	6,000	Good	Symphony
Laptop	SLSP	1		32,000	New	
Motorbike	SLSP	1		108,000	New	
Printer	SLSP	1		8,730	New	
Secretariate Table and Chair	OLHF	14		78,900	New	
Visitor Chair	OLHF	12		6,600	New	
Celling Fan	OLHF	4		11,340	New	
File Cabinet	OLHF	2		19,400	New	
Laptop	OLHF	4		172,000	New	
Printer	OLHF	1		13,652	New	
Internet Modem	OLHF	1		3,515	New	
Camera	OLHF	1		43,200	New	
Multimedia	OLHF	1		63,962	New	
Scanner	OLHF	1		4,945	New	
Total Taka				5,141,115		



Trinamul Unnayan Sangstha (TUS)
Consolidated Statement of Receipts and Payments (Project wise)
For the year ended 30 June 2020

Particulars	General Account	Staff Welfare Fund	PPNRM	AWRAIB	SLSP	CHTRDP-II	OLHF	Total
RECEIPTS								
Opening Cash and Cash Equivalents :	3,970,260	1,185,871	46,668	539,834	-	-	-	5,727,605
Cash in Hand	1,050	-	6,372	81	-	-	-	7,503
Cash at Bank	2,703,182	1,185,871	40,296	539,753	-	1,000	-	4,470,102
FDR A/C	1,250,000	-	-	-	-	-	-	1,250,000
Advance	16,028	-	-	-	-	-	-	16,028
Receipts during the year:								
Foreign Donations/Grants								
MISEREOR (PPNRM)	-	-	2,058,254	-	-	-	-	2,058,254
The Carter Centre	-	-	-	4,060,288	-	-	-	4,060,288
Local Donation/Grants								
BNPS	-	-	-	-	-	-	4,359,604	4,359,604
Manusher Jonno Foundation	100,000	-	-	578,247	5,148,462	-	-	5,826,709
Other Donation	43,200	-	22,260	-	-	-	-	65,460
Others Income								
Office rent	81,100	-	-	-	-	-	-	81,100
Communication	7,220	-	-	-	-	-	-	7,220
Bank interest	49,311	-	-	-	-	-	-	49,311
Overhead/Profit	132,155	-	-	-	-	-	-	132,155
Bank Interest	-	30,666	-	8,336	-	-	-	39,002
Income from resource centre	-	22,975	-	-	-	-	-	22,975
Loan realized / refund during the year								
AWRAIB	176,000	-	-	-	1,000	-	6,000	183,000
General Account	-	-	-	176,000	160,000	-	-	336,000
Event Management	-	500,000	-	-	-	-	-	500,000
SLSP	160,000	-	-	-	-	-	-	160,000
Loan refund received (CHTRDP-II)	403,200	-	-	-	-	-	-	403,200
Tuhin Chakma	-	3,000	-	-	-	-	-	3,000
Seveltina Chakma	-	200,000	-	-	-	-	-	200,000
Ripan Chakma	4,000	-	-	-	-	-	-	4,000
Chameli Trijura	-	10,000	-	-	-	-	-	10,000
Tuhin Chakma	-	-	-	-	-	-	-	-
Total Loan realized / refund during the year	743,200	713,000	2,127,182	176,000	161,000	-	6,000	1,799,200
Grand Total	5,126,446	1,952,512	2,127,182	5,362,705	5,309,462	1,000	4,365,604	24,244,911



Particulars	General Account	Staff Welfare Fund	PPNRM	AWRAIB	SLSP	CHTRDP-II	OLHF	Total
PAYMENTS								
Administrative Cost:								
Staff Salary	126,100	-	-	-	-	-	-	126,100
Office Rent	56,800	-	-	-	-	-	83,000	139,800
Communication	31,643	-	-	-	-	-	22,110	53,753
Entertainment	21,654	-	-	-	-	-	-	21,654
Utilities	16,969	-	-	-	-	-	4,009	20,978
Office maintenance	86,983	-	-	-	-	-	4,695	91,678
TA/DA	7,135	-	-	-	-	-	19,155	26,290
Recruitment Cost	4,650	-	-	-	-	-	9,952	14,602
Day Observation	1,000	-	-	-	-	-	-	1,000
Donation to DC	16,170	-	-	-	-	-	-	16,170
AGM Expenses	19,560	-	-	-	-	-	-	19,560
News Paper Bill	8,738	-	-	-	-	-	-	8,738
Bank Charge	3,635	7,868	-	-	5,820	1,000	3,965	22,288
Program Cost:								
Program Staff Salary	-	-	856,512	1,535,892	2,241,474	-	1,793,372	6,427,250
Office Rent	-	-	-	84,000	89,500	-	-	173,500
Utilities	-	-	-	6,139	15,586	-	-	21,725
TA/DA	-	-	-	80,135	22,730	-	-	102,865
Training, meeting, materials for beneficiaries	-	-	-	26,912	-	-	-	26,912
Office Stationeries, Printing & Supplies	-	-	-	-	24,033	-	26,714	50,747
Communication and Internet	-	-	-	12,395	-	-	-	12,395
Office Maintenance, Repair & Cleaning Materials	-	-	-	5,680	5,985	-	-	11,665
Overhead and Contingency	-	-	-	38,865	150,000	-	-	188,865
Technical capacities on NRM	-	-	83,835	-	-	-	-	83,835
Baseline study, Publications, Coordination meetings and Exposure	-	-	36,414	-	200,000	-	-	236,414
Fuel, Oil, Repair and Maintenance	-	-	-	-	8,326	-	-	8,326
Project Administration costs, overheads	-	-	180,551	-	-	-	-	180,551
Donor Visit Cost	105,083	-	-	-	-	-	-	105,083
Capacity Development Training for Staff	2,720	-	-	-	65,192	-	34,827	102,739
Training Meeting for Beneficiaries	-	-	-	627,904	1,480,515	-	10,051	2,118,470
Training on RTI	144,720	-	-	-	-	-	-	144,720
Auditing	-	-	30,000	-	-	-	30,000	60,000
Output 2.1	-	-	-	-	-	-	-	-
Output 2.2	-	-	-	-	-	-	179,524	179,524
Output 2.3	-	-	-	-	-	-	-	-



Particulars	General Account	Staff Welfare Fund	PPNRM	AWRAIB	SLSP	CHTRDP-II	OLHF	Total
Donation to:								
Shyamal Bikash Chakma		15,800						15,800
Priti Chakma		17,100						17,100
Bakul Datta Chakma		11,350						11,350
Samiran Chakma		11,350						11,350
Dhananjoy Chakma		11,200						11,200
Rekha Chakma		11,000						11,000
Total revenue expenditure during the year	653,560	85,668	1,187,312	2,417,922	4,309,161	1,000	2,221,374	10,875,997
Furniture/Fixture/Equipment:								
Laptop					32,000		172,000	204,000
Motorbike					108,000			108,000
Secretariate Table and Chair							78,900	78,900
Visitor Chair							6,600	6,600
Celling Fan							11,340	11,340
File Cabinet							19,400	19,400
Printer					8,730		13,652	22,382
Internet Modem							3,515	3,515
Camera							43,200	43,200
Multimedia							63,962	63,962
Scanner							4,945	4,945
Total Furniture/Fixture/Equipment purchase					148,730		417,514	566,244
Total expenditure during the year	653,560	85,668	1,187,312	2,417,922	4,457,891	1,000	2,638,888	11,442,241
Loan paid/refund during the year								
PPNRM	160,000							160,000
AWRAIB	176,000				1,000			177,000
SWAS	315,000	250,000						565,000
General Account				176,000	160,000		6,000	342,000
SLSP				1,000				1,000
Event mgt.	150,000							150,000
Kallol Rowaza		100,000						100,000
Tisha Moni Chakma		30,000						30,000
Pritirupa Chakma		30,000						30,000
Seveltina Chakma		200,000						200,000
Total Loan paid/refund during the year	801,000	610,000		177,000	161,000		6,000	1,755,000
Advance	16,028							16,028
Total Payments	1,470,588	695,668	1,187,312	2,594,922	4,618,891	1,000	2,644,888	13,213,269
Closing Balance :	3,655,858	1,256,844	939,870	2,767,783	690,571		1,720,716	11,031,642
Cash in Hand	2,516		153	2,547	402		186	5,804
Cash at Bank	2,403,342	1,256,844	939,717	2,765,236	690,169		1,720,530	9,775,838
FDR A/C	1,250,000							1,250,000
Total	5,126,446	1,952,512	2,127,182	5,362,705	5,309,462	1,000	4,365,604	24,244,911

